




SUSTAINING INCLUSION

SUSTAINING INCLUSION RESEARCH

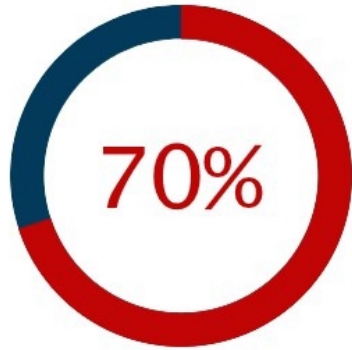
- Grants awarded in six rounds 2013 to 2019
- Grants ranged from 7 months to 30 months
- Research on former grantees conducted 2020
- 38 former grantees eligible for survey
- 68.4% of former grantees responded (n=26)
- Responses self-reported, not verified
- Primary research question: Did inclusion continue after grant funding ceased?

INCLUSIVE PLANNING SUSTAINED



A follow-up report showed that 90% of grantees continued inclusive transportation planning after their Transit Planning 4 All project funding ended.

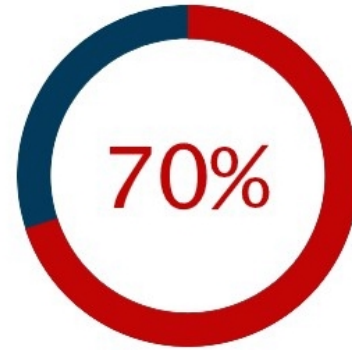
POST-GRANT INCLUSION



Former grantees worked within their communities to continue to promote inclusion.



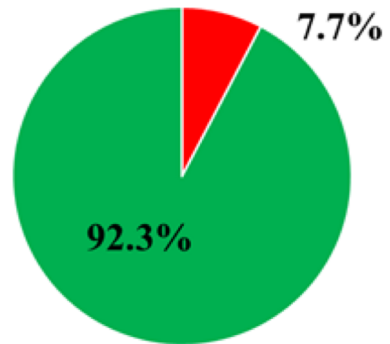
Former grantees involved participants in operations.



Former grantees indicated the grant led to lasting changes.

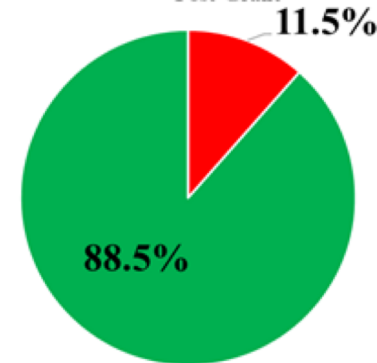
SUSTAINING INCLUSION

1a. Inclusive Coordinated Transportation Continued Post-Grant Overall Frequency



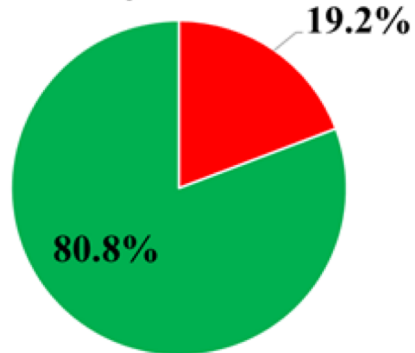
■ Never/Once ■ More Than Once/Consistently

1d. Participants Involved in Operations Post-Grant



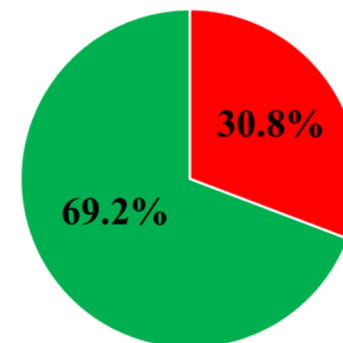
■ Never/Once ■ More Than Once/Consistently

1e. Participants Involved in Leading Other Projects Post-Grant



■ Never/Once ■ More Than Once/Consistently

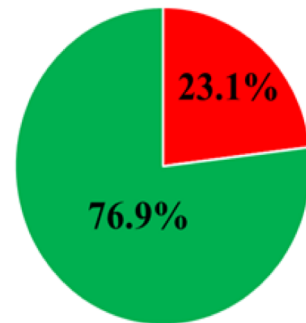
1h. Coronavirus Pandemic Impacted Continued Use of Inclusive Planning



■ Never/Once ■ More Than Once/Consistently

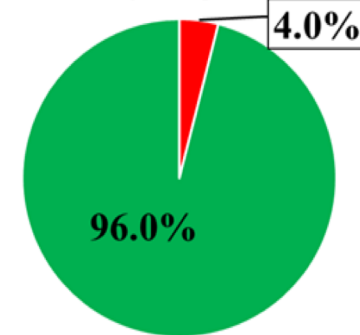
POST-GRANT OUTCOMES

2a. As a Result of the Grant, the Number of Transportation/Mobility Options Increased



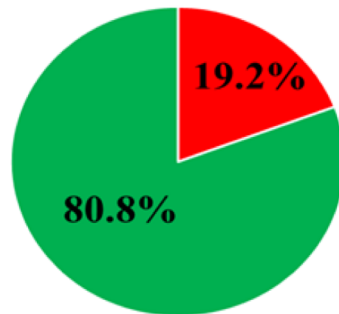
■ Never/Once ■ More Than Once/Consistently

2b. As a Result of the Grant, Awareness of the Value of Community Transportation Increased



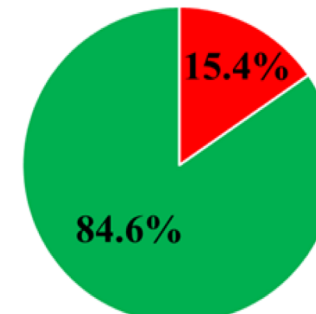
■ Never/Once ■ More Than Once/Consistently

2c. As a Result of Involvement of Participants, Quality of Transit Improved



■ Never/Once ■ More Than Once/Consistently

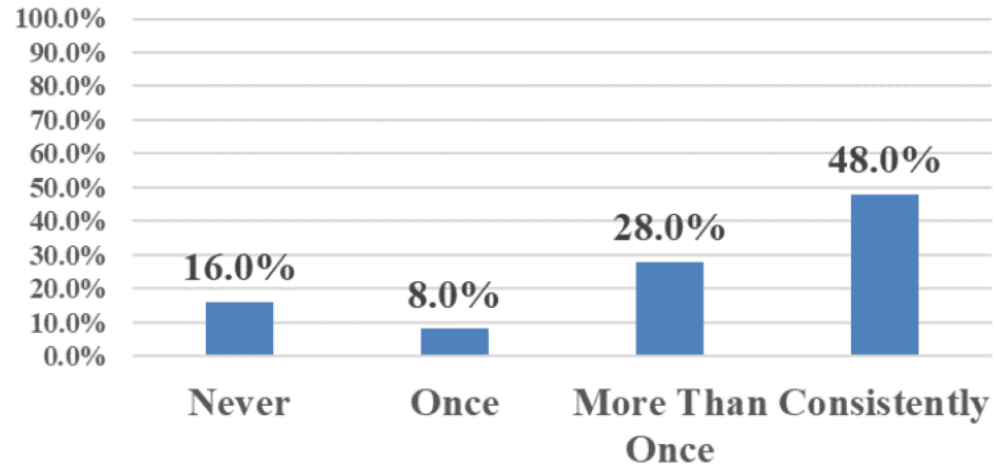
2d. Inclusion Resulted in Realistic Improvements to Transit & Mobility Post-Grant



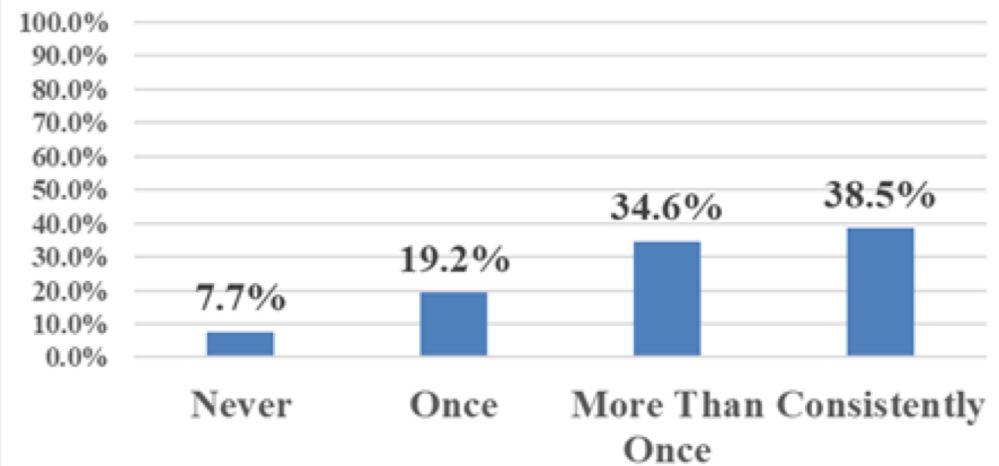
■ Never/Once ■ More Than Once/Consistently

INCLUSION AND LASTING CHANGE

3c. Inclusion Led to Lasting Changes in Planning within Grant Organization

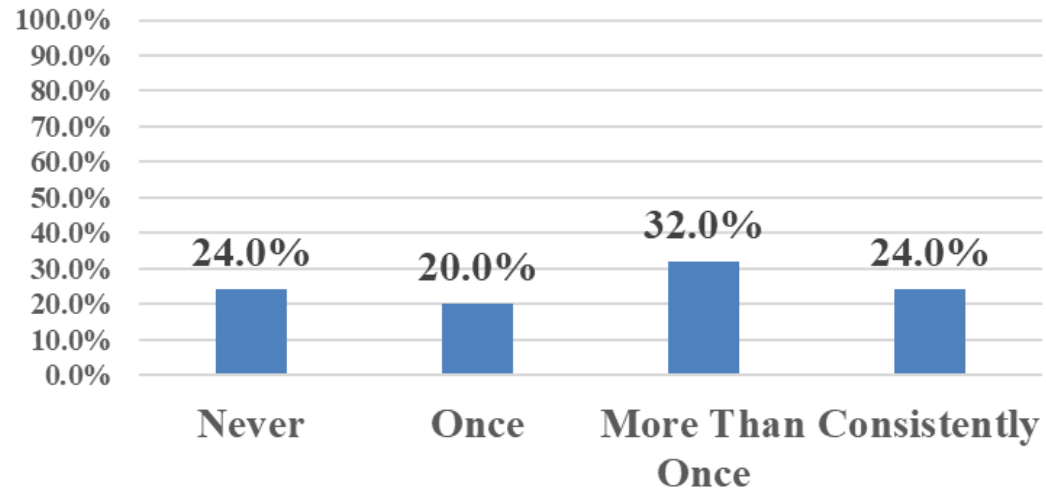


3h. Grant Led to Lasting Changes in How Community Views Participant Involvement

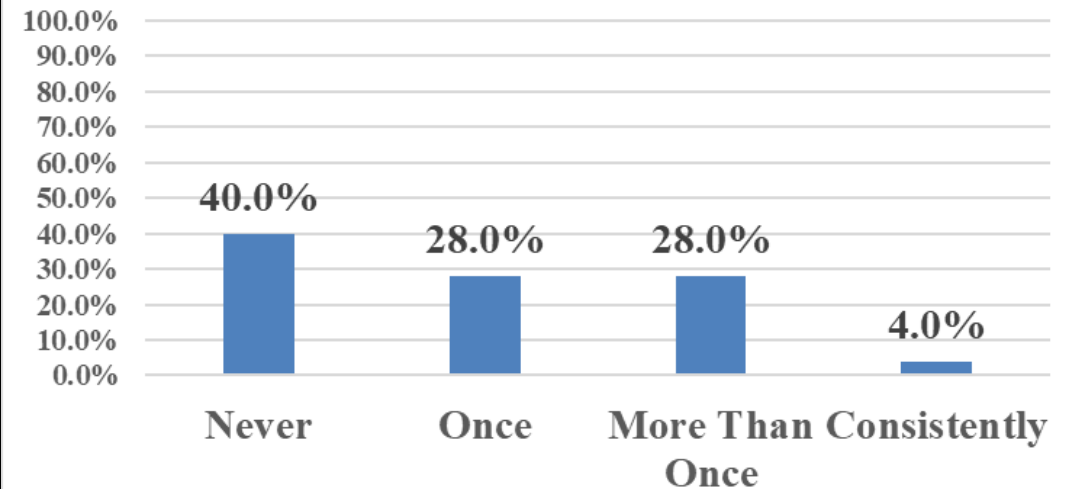


DECISION-MAKING AND LEADERSHIP

3e. More Post-Grant Opportunities for Participant Involvement in Decision-Making



3f. More Post-Grant Opportunities for Participants in Leadership Positions



HOW TO SUSTAIN INCLUSION

- Meeting with stakeholders/riders
- Continued pursuit of funding opportunities
- Maintaining/expanding steering committees
- Continued work with partners

Your Ideas: What do you think?

QUESTIONS AND ANSWERS



DAVID J. BERNSTEIN, PH.D., DJB EVALUATION CONSULTING

- **DJBEVAL@GMAIL.COM**
- **@DJBERNSTEIN (TWITTER)**
- **[HTTPS://WWW.LINKEDIN.COM/IN/DAVIDJBERNSTEINPHD](https://www.linkedin.com/in/davidjbernsteinphd)**

FOR MORE INFORMATION



www.transitplanning4all.org